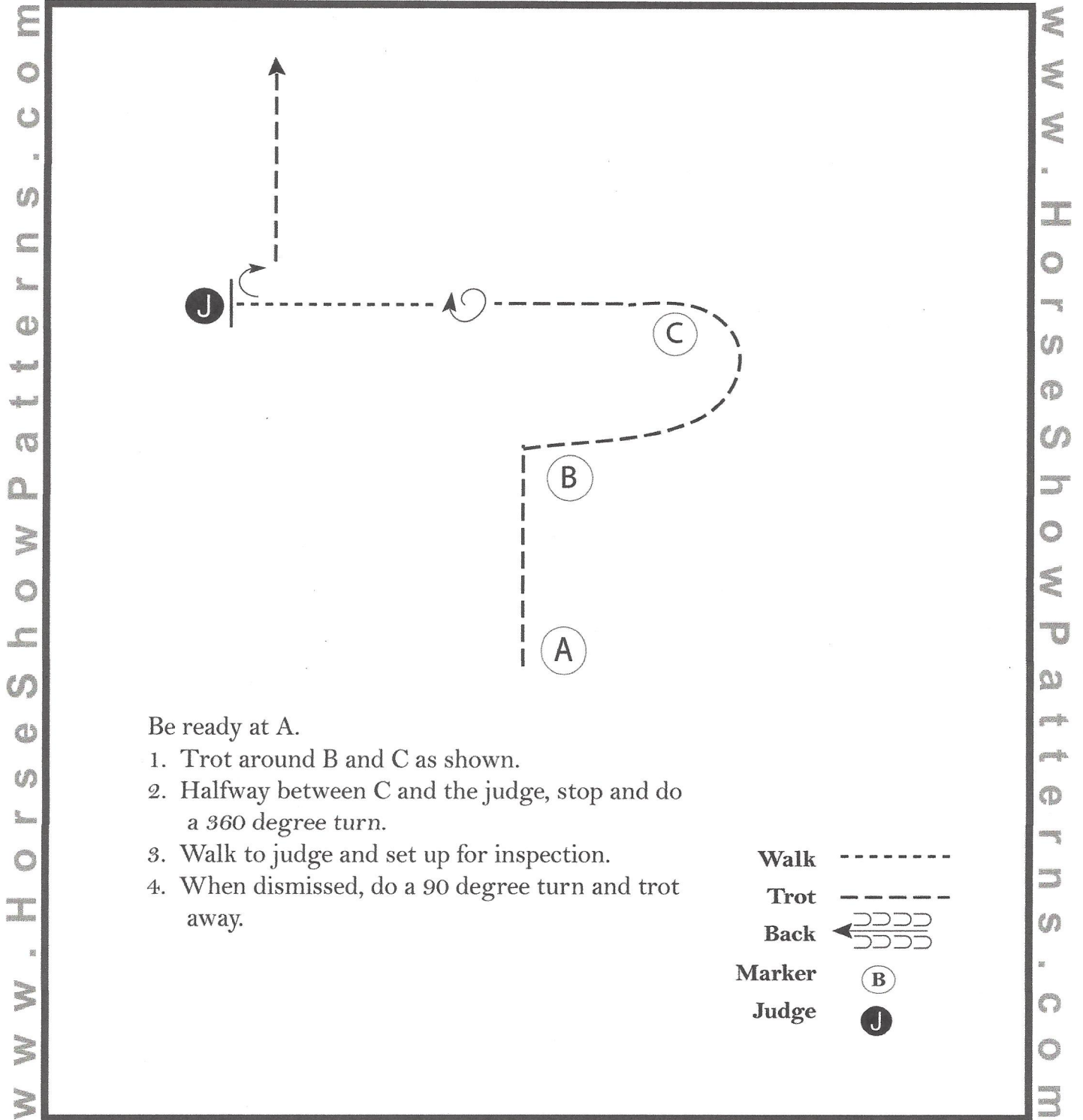


# CASCADE PINTO MAY SILVER BUCKLE

100-105

Show Date: MAY 17-19, 2024



[S/3-21]

Pattern Provided by:  
**CASCADE PINTO**

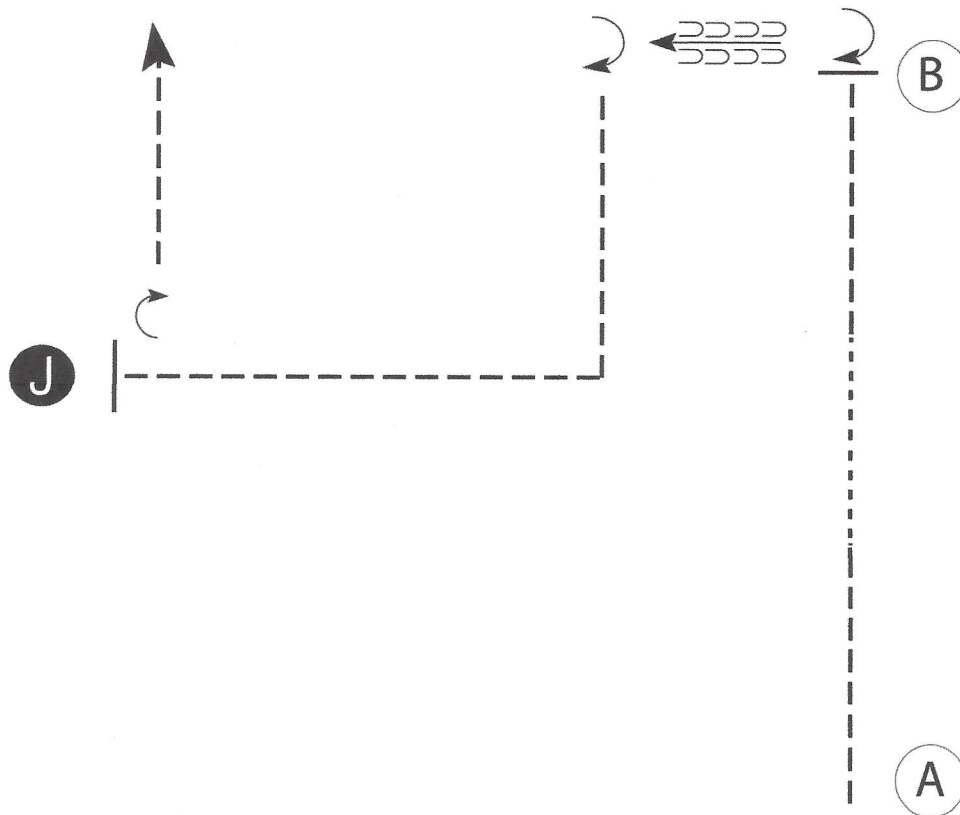
# CASCADE PINTO MAY SILVER BUCKLE

106-113

Show Date: MAY 17-19, 2024

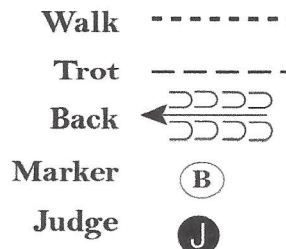
www.HorseShowPatterns.com

www.HorseShowPatterns.com



Be ready at A.

1. Trot 1/3 of the line, then walk 1/3 of the line then trot the final 1/3 of the line.
2. Stop with horse's hip even with B then perform a 1/4 turn.
3. Back 2 horse lengths then perform a 1/4 turn.
4. Trot to judge as shown.
5. Stop and set up at Judge.
6. Inspection.
7. When dismissed, perform a 1/4 turn and trot to exit.



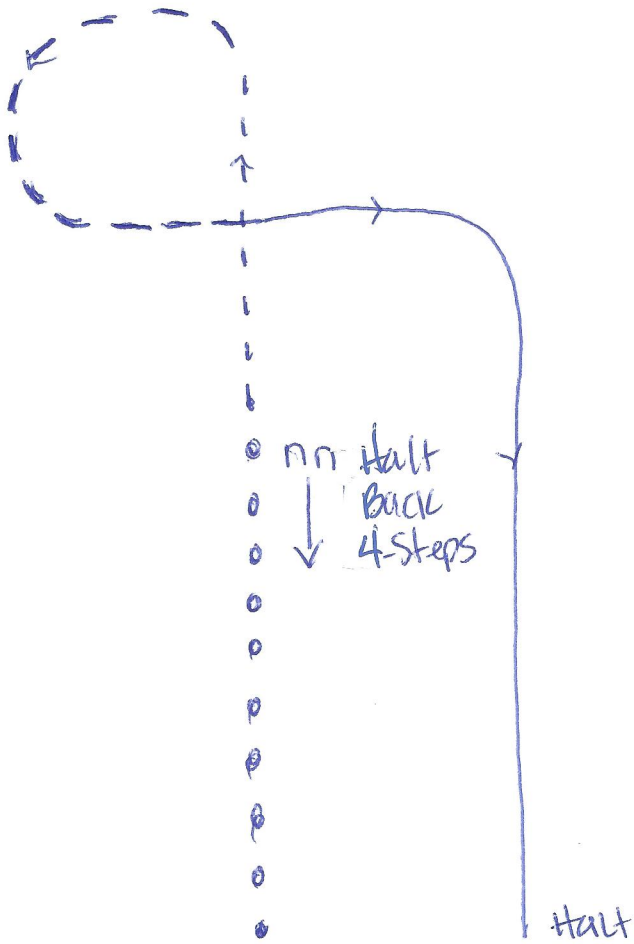
\* Class 108+109 WALK ONLY

[S/1-119]

Pattern Provided by:  
**CASCADE PINTO**

# Reinsmanship

- Walk
- Slow trot (collected)
- - - Working trot (Normal)
- Strong trot (extended)



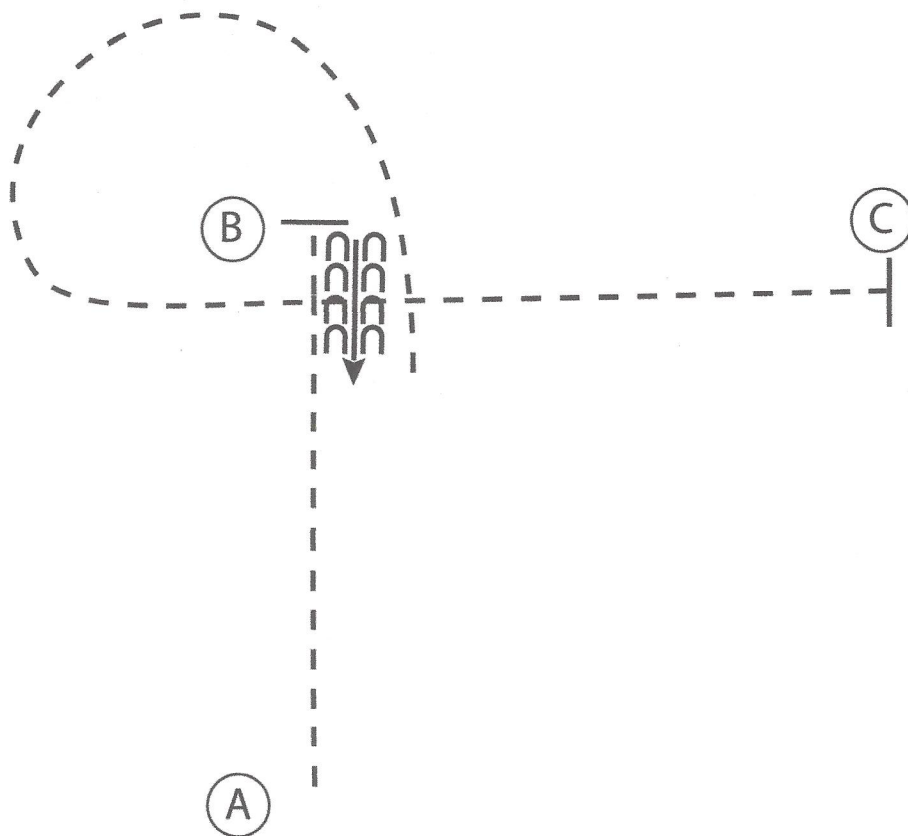
# CASCADE PINTO MAY SILVER BUCKLE

173-180

Show Date: MAY 17-19, 2024

www.HorseShowPatterns.com

www.HorseShowPatterns.com



1. Trot A to B
2. At B stop and back 4 steps
3. Trot a circle around B and continue to C
4. Stop at C

- Walk .....|
- Trot - - - - -|
- Extended Trot - - - - -|
- Canter \_\_\_\_\_|
- Leg Yield |||||
- Lead Change /
- Back ←←←←←
- Marker (B)
- Sidepass - - - - -|

[HSE/WT-2]

Pattern Provided by:  
**CASCADE PINTO**

# CASCADE PINTO MAY SILVER BUCKLE

181-186

Show Date: MAY 17-19, 2024

www.HorseShowPatterns.com

www.HorseShowPatterns.com

Be ready at A.

1. Walk two horse lengths from A.
2. Sitting trot to B.
3. At B, trot a circle to the right on the left diagonal.
4. Continue trot to C.
5. Stop at C and perform a 270 degree turn on the hindquarters to the left.
6. Canter on the right lead to and around D.
7. When even with B, begin a posting trot on the right diagonal.
8. Stop when even with A and back approximately one horse length.

Walk	-----
Trot	- - - - -
Extended Trot	—————
Canter	—————
Leg Yield	
Lead Change	———
Back	←←←←←
Marker	(B)
Sidepass	-----←
Hand Gallop	—————

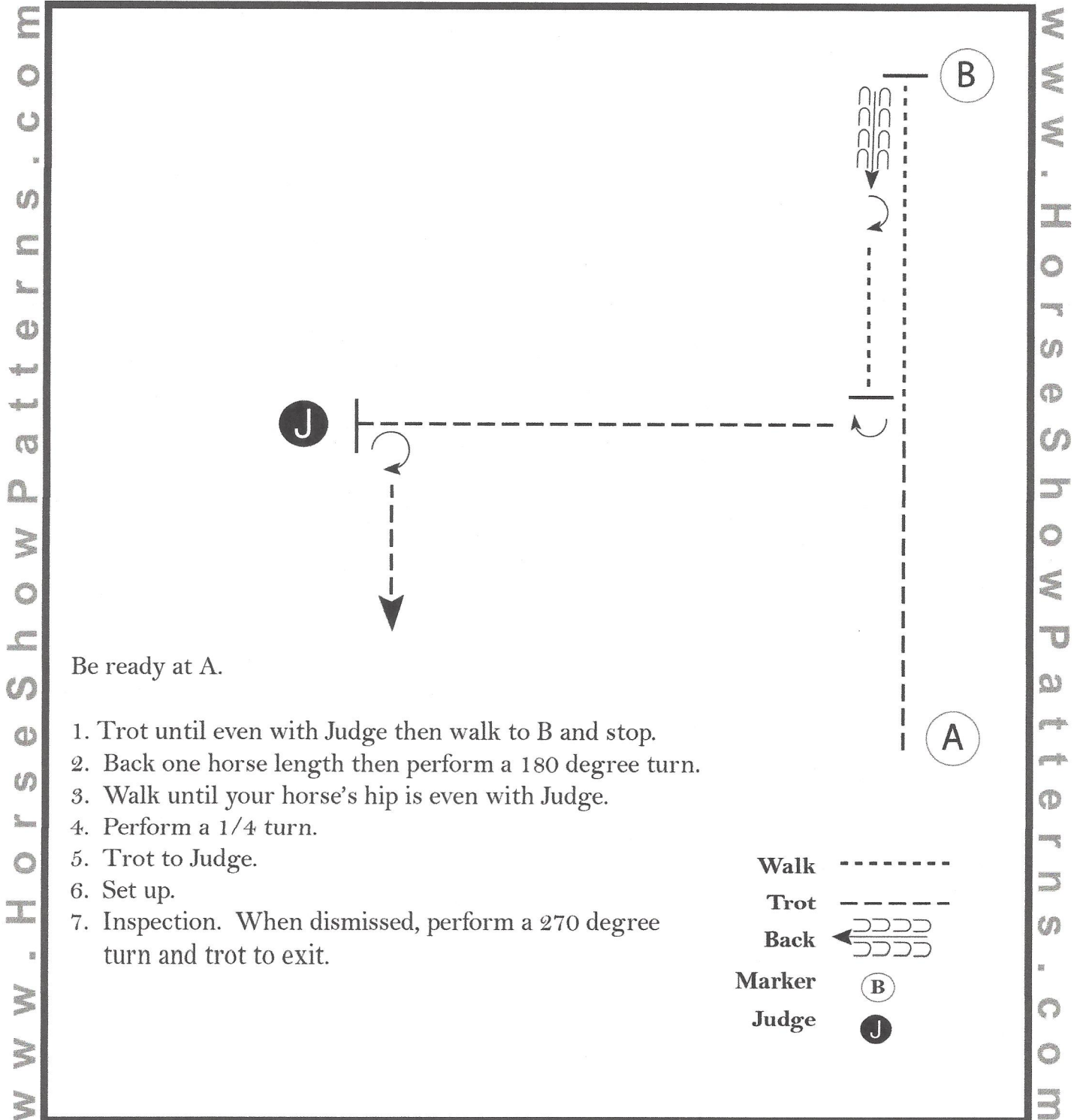
[HSE/2-44]

Pattern Provided by:  
**CASCADE PINTO**

# CASCADE PINTO MAY SILVER BUCKLE

200-205

Show Date: MAY 17-19, 2024



Be ready at A.

1. Trot until even with Judge then walk to B and stop.
2. Back one horse length then perform a 180 degree turn.
3. Walk until your horse's hip is even with Judge.
4. Perform a 1/4 turn.
5. Trot to Judge.
6. Set up.
7. Inspection. When dismissed, perform a 270 degree turn and trot to exit.

Walk -----  
Trot -----  
Back ←-----  
Marker (B)  
Judge (J)

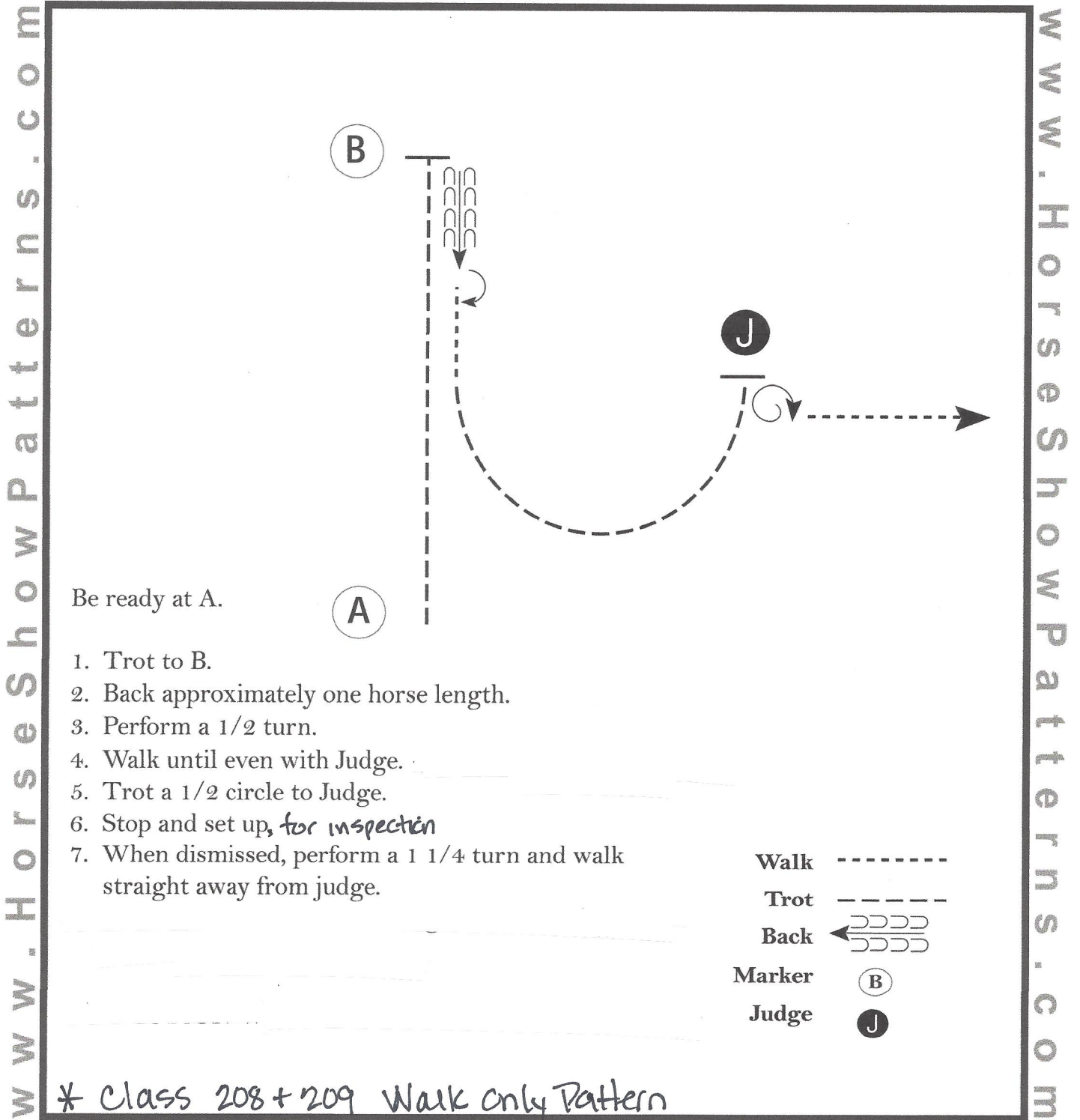
[S/2-120]

Pattern Provided by:  
**CASCADE PINTO**

# CASCADE PINTO MAY SILVER BUCKLE

206-213

Show Date: MAY 17-19, 2024

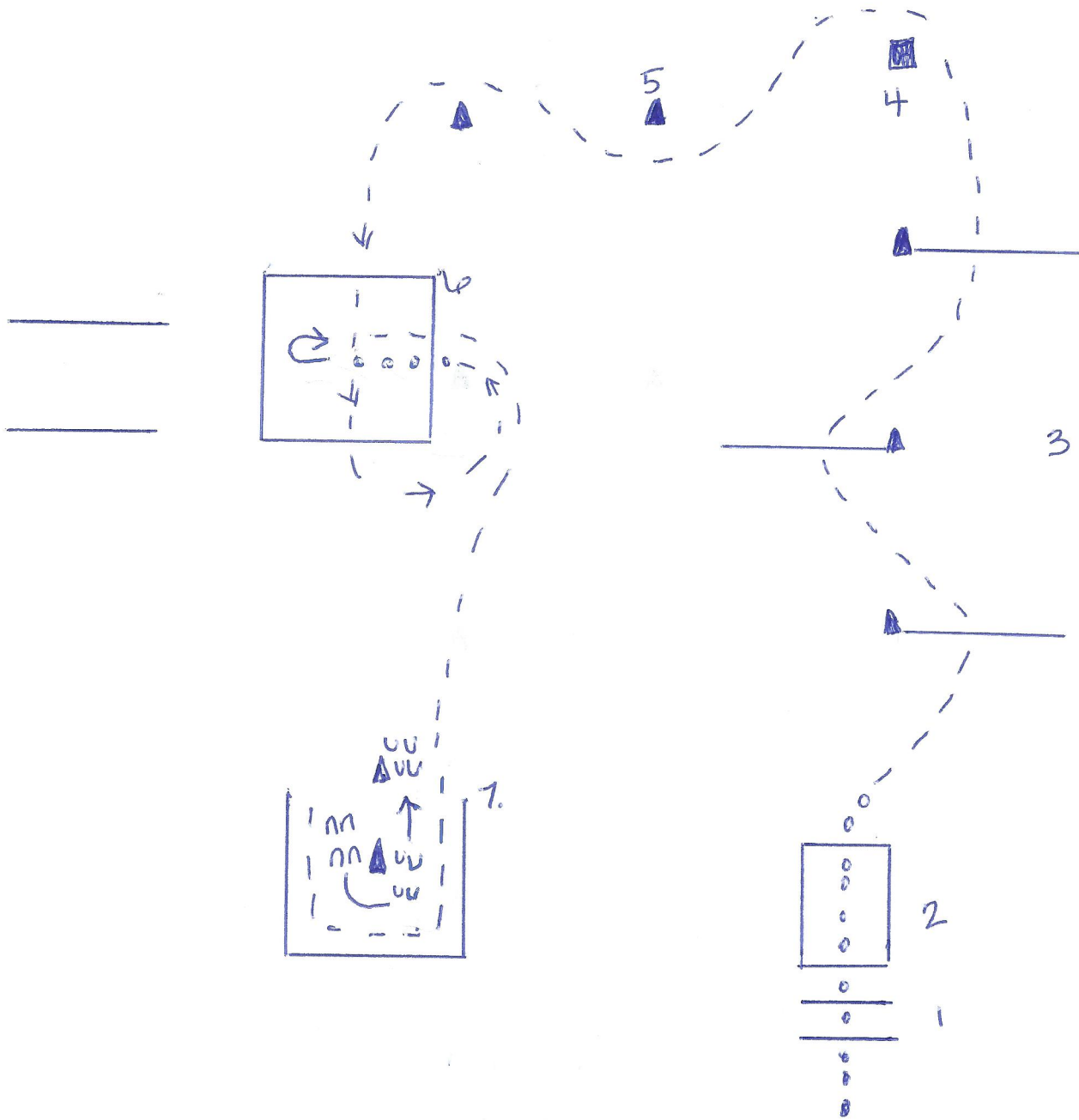


[S/2-73]

Pattern Provided by:  
**CASCADE PINTO**

CLASS 254-271

\*class 254- walk only

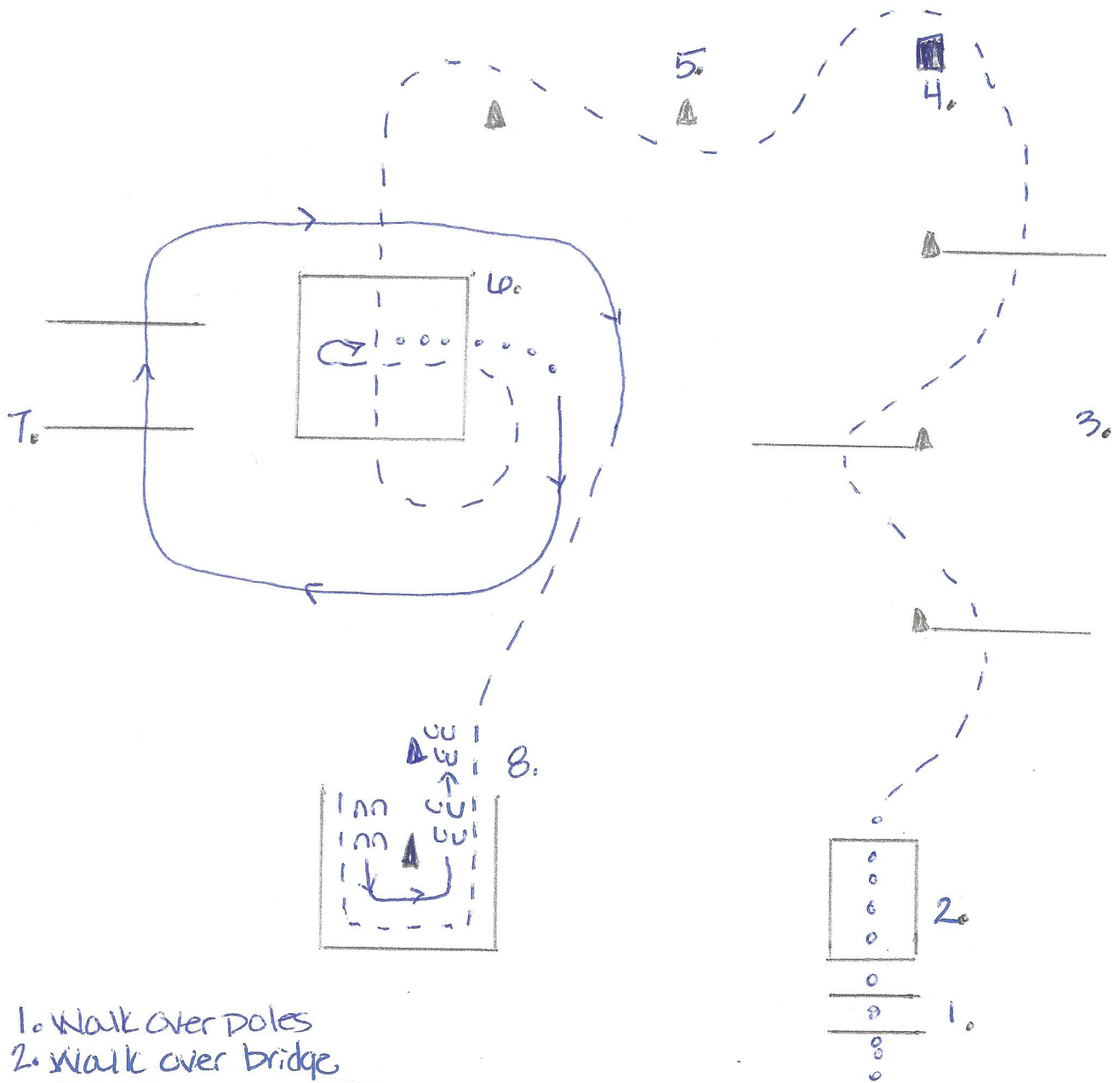


Class 254- Jog/trot past mare box

1. Walk poles
2. Walk over bridge
3. Jog/trot cones/poles
4. Stop at mare box/open/close
5. Jog/trot cones
6. Jog/trot thru box as shown  
Walk into box as shown  
Halt 180 turn Right - Jog out
7. Jog/trot into box around cone  
& back out until even with cone

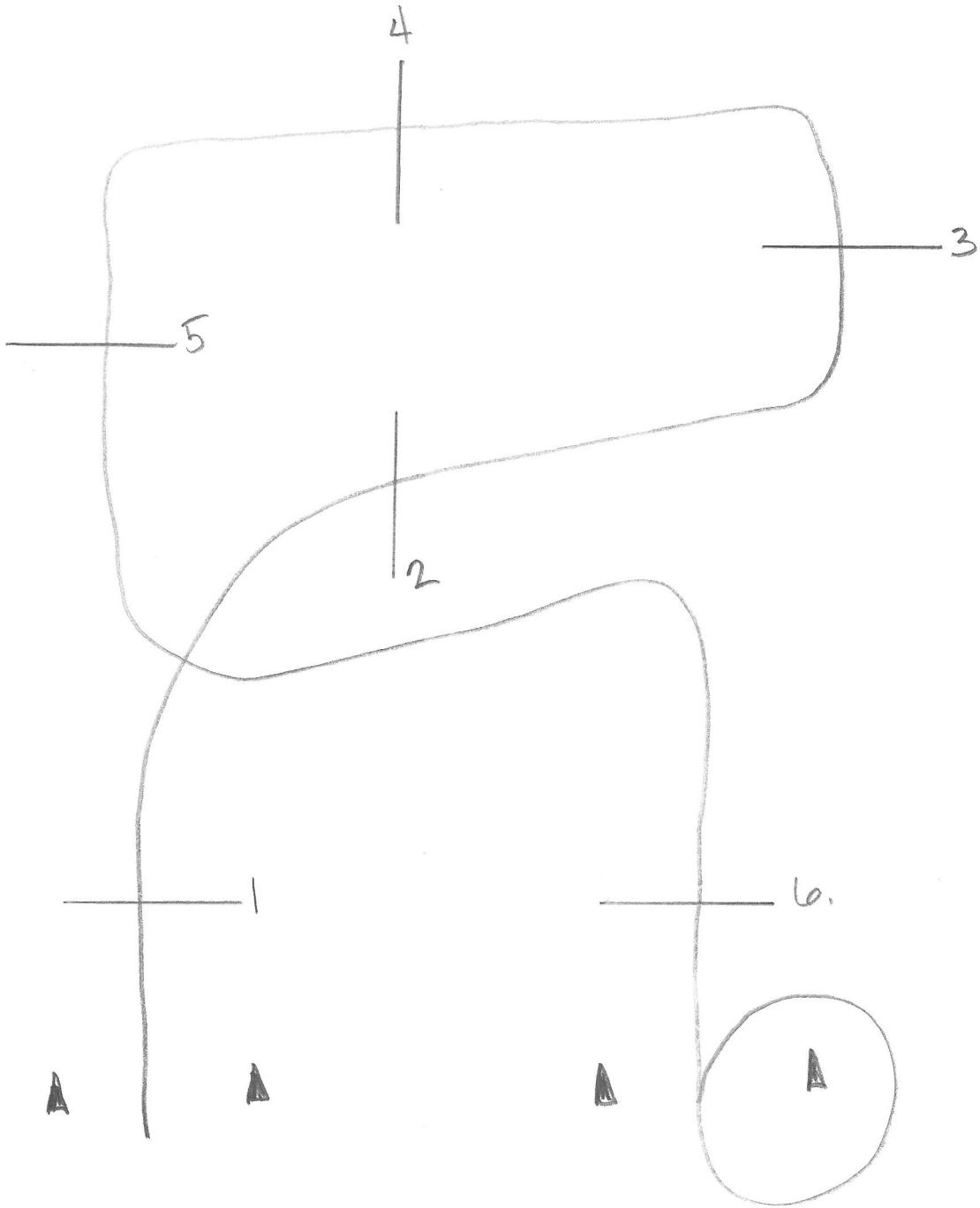


# Trail Class - 272-282



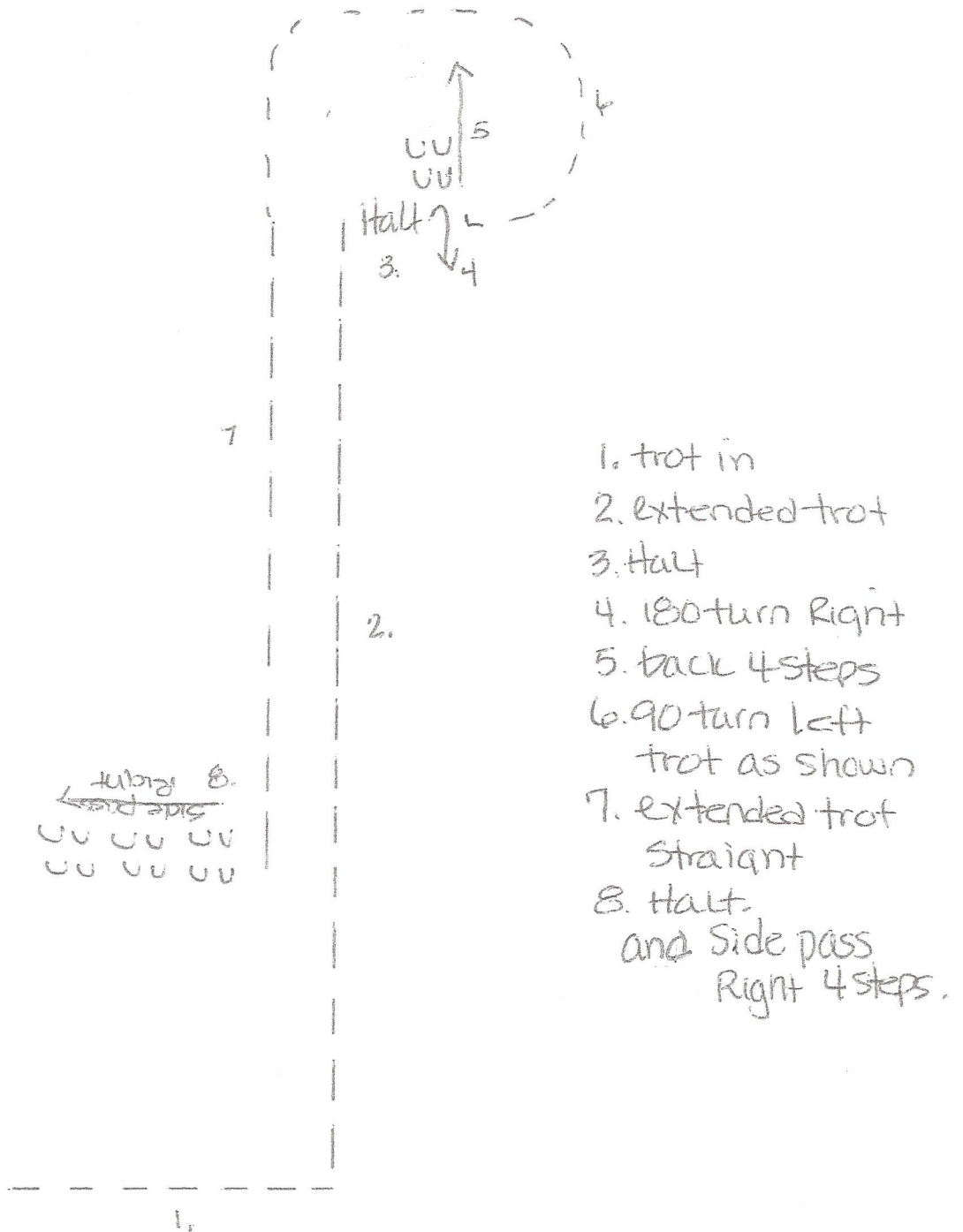
1. Walk over poles
2. Walk over bridge
3. Jog/trot over poles as shown
4. Stop at mail box open/close
5. Jog/trot cones
6. Jog/trot thru box & back into box. halt 180 turn Right walk out.
7. Lope/canter Right lead as shown over poles
8. Extended trot to box then jog onto box & back around cone until even with 2nd cone.

# All Hunter + Jumping In hand



\* All Hunter Classes "must" circle the one at the end of the pattern

# All Breed W/T Ranch Riding



1. trot in
2. extended trot
3. Halt
4. 180 turn Right
5. back 4 steps
6. 90 turn Left  
trot as shown
7. extended trot  
straight
8. Halt  
and Side pass  
Right 4 steps.

# CASCADE PINTO MAY SILVER BUCKLE

## Ranch Riding

Show Date: MAY 17-19, 2024

www.HorseShowPatterns.com

www.HorseShowPatterns.com

OPTIONAL  
CATTLE

Log  
Left

1. Walk
2. Extended trot
3. Walk
4. Stop, side pass log left
5. Trot
6. Lope right lead
7. Extended Lope (right lead)
8. Collect lope and change leads (simple or flying)
9. Lope left lead
10. Stop and back
11. 180 turn to right
12. Trot

Note: The drawn description of this pattern is only intended for the general depiction of the pattern. Exhibitors should utilize the arena space to best exhibit their horses.

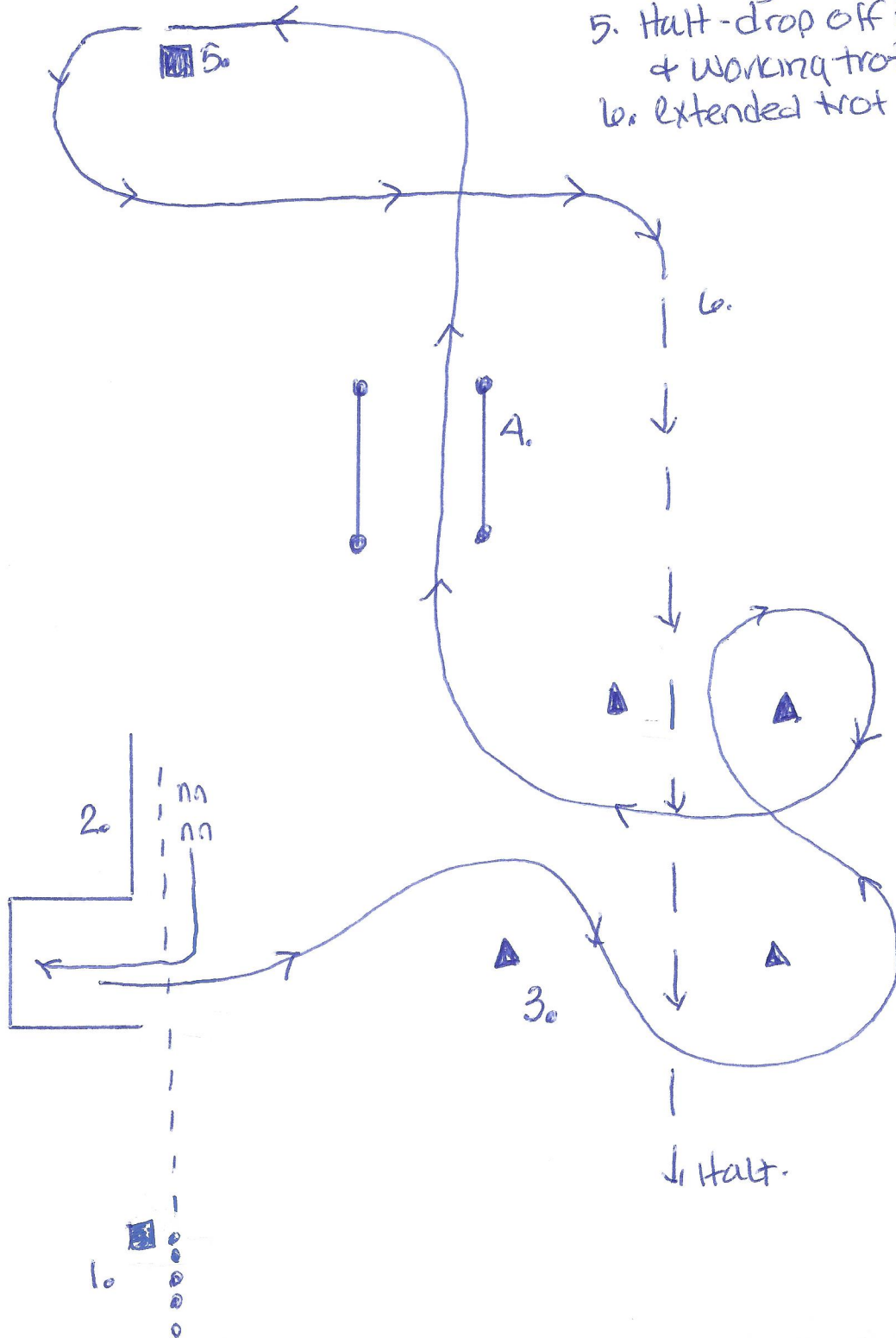
START

Pattern Provided by:  
**CASCADE PINTO**

[RR/AQHA-10]

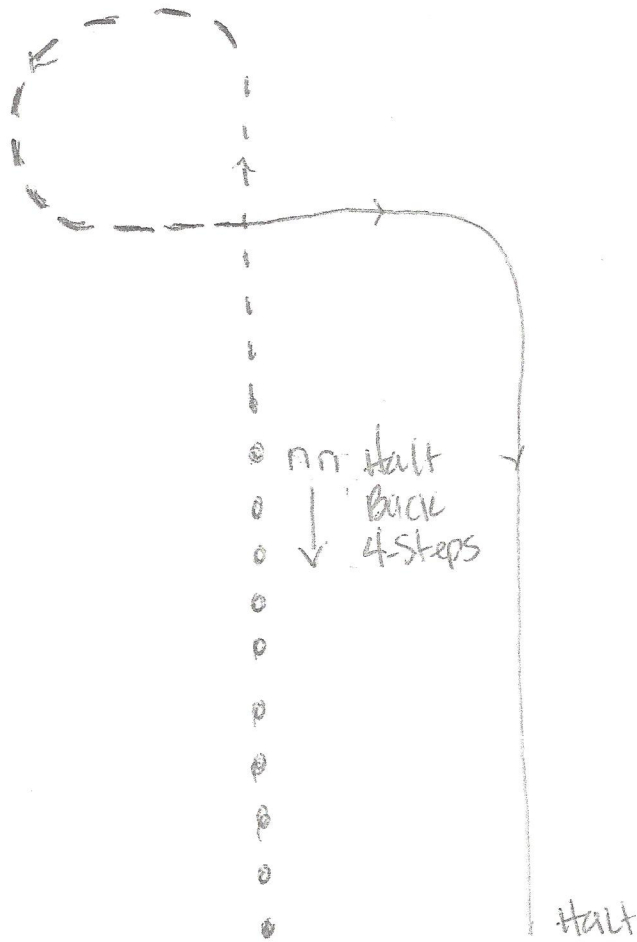
# All OPS. DRIVING

1. Walk in stop.  
Pick up item.
2. Slow trot / Halt + back  
as shown
3. Working trot cones  
as shown
4. Working trot between poles  
+ working trot
5. Halt - drop off item  
& working trot  
6. extended trot as shown



# Reinsmanship

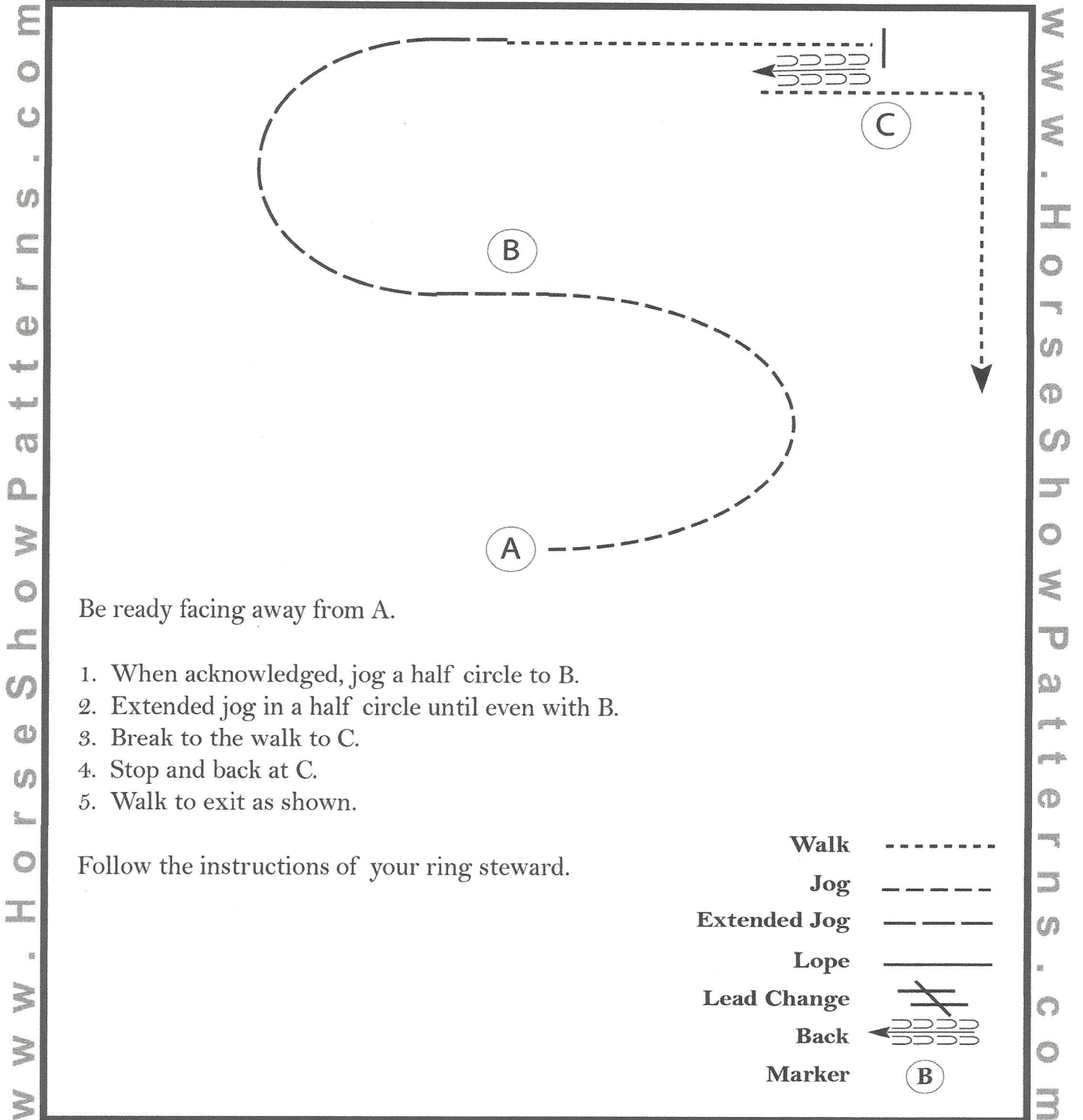
- ooo Walk
- Slow trot (collected)
- - - Working trot (Normal)
- Strong trot (extended)



# CASCADE PINTO MAY SILVER BUCKLE

361-368

Show Date: MAY 17-19, 2024



[WH/WT-106]

Pattern Provided by:  
**CASCADE PINTO**

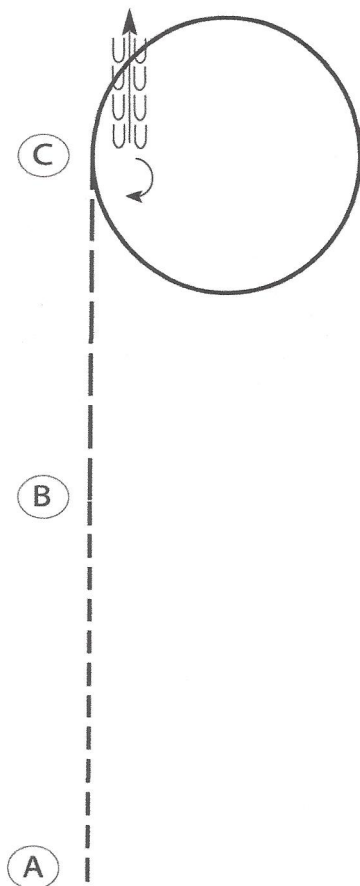
# CASCADE PINTO MAY SILVER BUCKLE

369-374

Show Date: MAY 17-19, 2024

www.HorseShowPatterns.com

www.HorseShowPatterns.com



Be ready at A.

1. Jog from A to B.
2. Extend the jog to C.
3. At C, lope a circle to the right
4. Even with C, stop and do a 180 degree turn to the right.
5. Back one horse length

*exit*

Walk	-----
Jog	-----
Extended Jog	-----
Lope	-----
Leg Yield	
Lead Change	↘
Back	←
Marker	(B)
Sidepass	←-----→

[WH/2-19]

Pattern Provided by:  
**CASCADE PINTO**